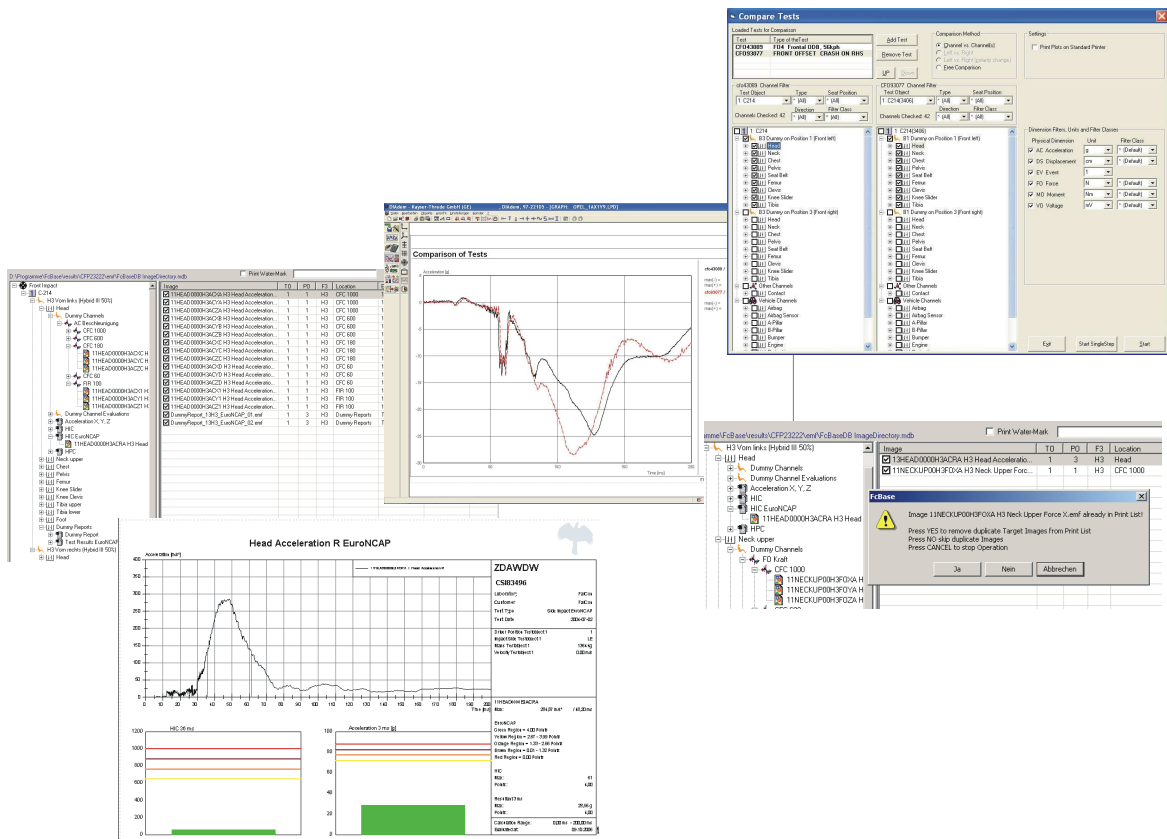


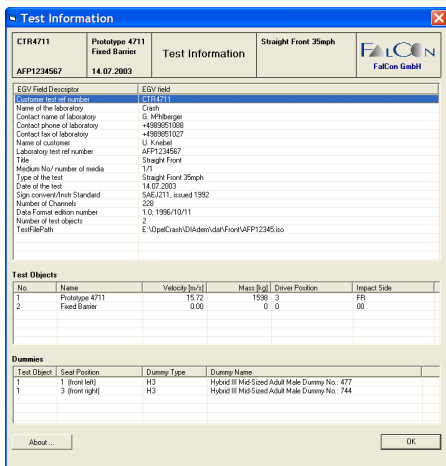
FalCon FcBase

Crash Analysis System for Crash Measuring Data



The module **FcBase** based on the standard software **DIadem** makes possible the automatic evaluation and documentation of crash and sledge tests. The calculations take place by the most different analysis macros and are executed after the legal standards. The results can be represented in the form of standard graphics and tables or customized layouts. A report generator provides a flexible configuration of the test reports and automatically creates an index of content. The result diagrams and tables are viewed quickly and comfortably by using our clearly arranged tree structure. A few clicks of the mouse are all that is needed to perform the calculations automatically by means of free editable templates. Test comparisons are just a part of the features of **FcBase** as well as the customised layout management. The evaluation functions of the FalCon analysis tools are easy adaptable and extendable, thus you can always work according to the latest regulations. The updates can be executed - on request of the user - by FalCon or the customer itself.

In combination with the FalCon **FcQuickLook**, the viewing- and editing tool, a continuous solution is offered the user – it ranges from viewing and editing of the measuring data of a crash- or sledge test to evaluation and documentation to the point of comparison of test analysis.



Areas of application

- Crash tests
- Sledge tests
- Integration of test benches possible

Automatic calculation according to standards

- EuroNCAP, USNCAP, LINCAP, AustraliaNCAP, ChinaNCAP
- IIHS
- FMVSS 201, FMVSS 208, FMVSS 214, CMVSS 208
- ECE R.11, ECE R.17, ECE R.44, ECE R.95, ECE R.94
- ADR69, ADR 73, TRIAS 47
- WorldSID (WS + WF)

Crash evaluation

- Front-, Side- und Rear-Impact
- Sled
- Front und Side Pole
- Front und Roof Crash
- Free Motion Head

Dummies

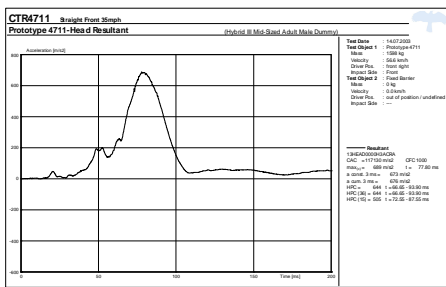
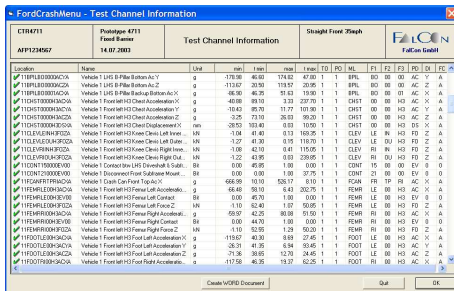
- Hybrid III (H3.HM, HF, P1, P2, P3, P4, P5)
- Euro-SID (E1, E2), US-SID, BioSID, BioRID
- Y1, Y6, Y7
- SID-H3, SID-II2s
- Q10, Q3, Q6

Standard layouts

- Single channel
- AVS (accelerations in impact direction)
- xyz (3 axis points with all CFC-filters)
- xyz and resultant in an axis system with all CFC-filters

Output of plots/diagrams/reports

- on screen and printer
- as .emf, .wmf, .jpg graphic file
- in ISO MME, ISO 13499
- as pdf-file
- in ASCII



Features

- Comparison of test analysis
- Customized evaluation and representation of the result diagrams
- Report generator with index of content
- + flexible configuration of the reports
- + summarisation of the results
- Result Viewer – easy viewing and numbering of the results
- Evaluation macros
- Editable templates for automated analysing
- Automatic norm-specific selection of tests
- Customised layout management
- Index of evaluable measurement channels
- Clearly arrange tree structure
- Unlimited number of measuring channels
- Filter classes according to norm black marked
- Units selectable - automatic adaptation of the graphs

Technical Framework

- Program system for computer platforms under WINDOWS XP / 2003 / Windows 7 .NET Framework 3.5
- Pre-condition: DIAdem min. 10.2
- Import data: ISO/EGV (Extended version of ISO/DTR 13499), ISO/MME
- User interface compliant to MS-Windows
- **Technical specifications are subject to change.**